

Feature Creature

Snapshot

Animal name

Weight

Length

THIS or THAT?

warm-blooded cold-blooded

fish amphibian reptile

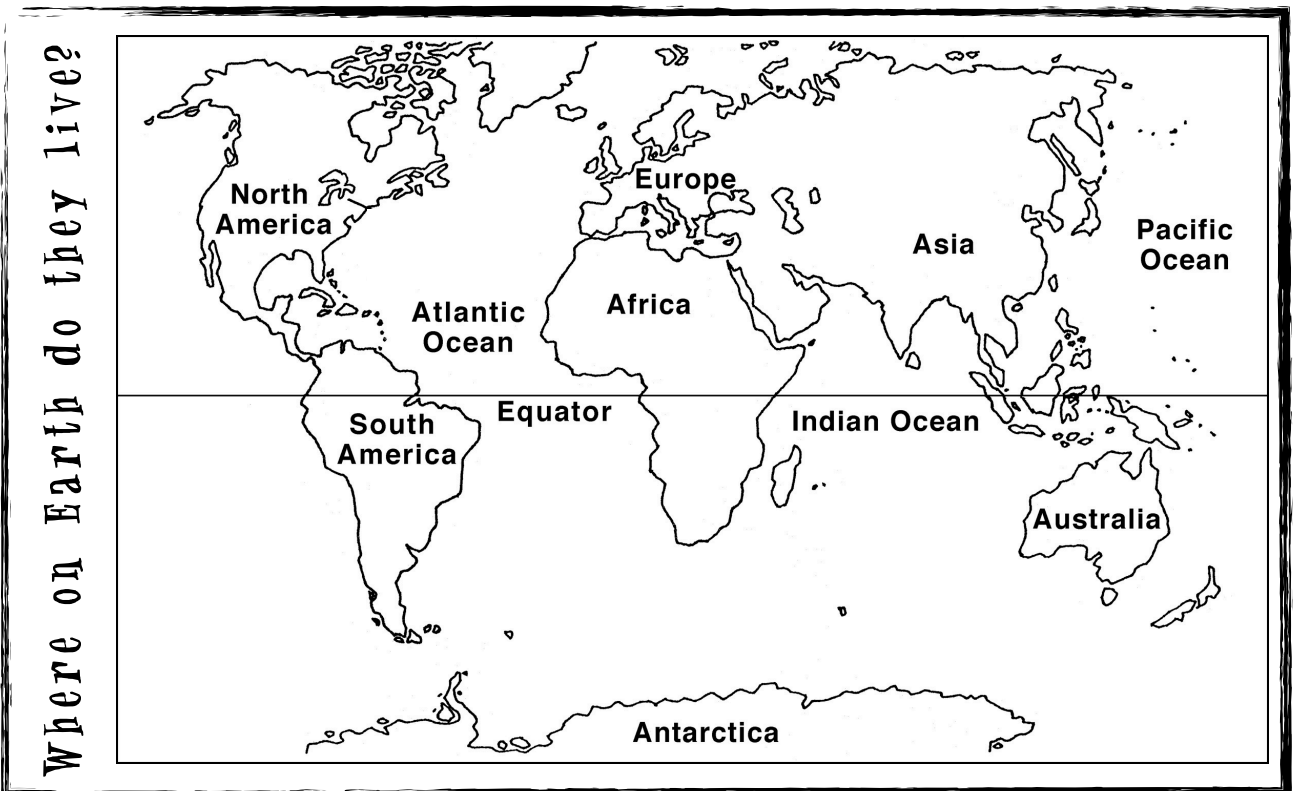
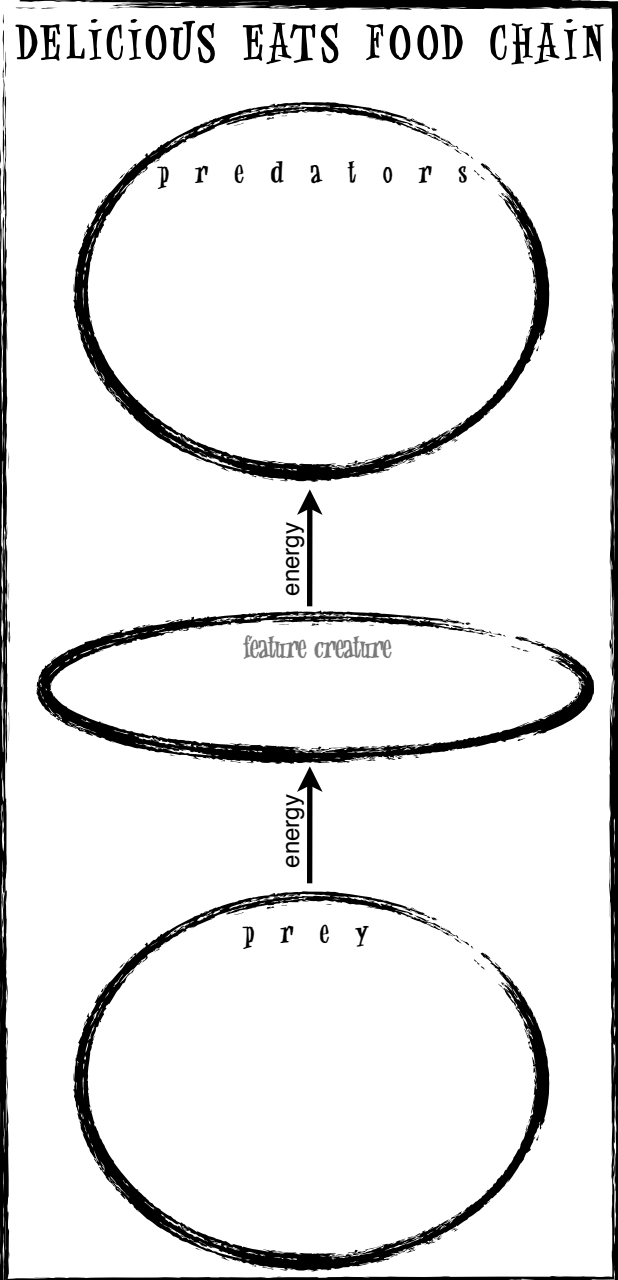
bird mammal insect

herbivore carnivore omnivore

Body parts used for survival:

Body covering used for survival:

Actions done to survive:



Key vocabulary connections

Science

Animal Adaptations

Research template








for Upper Elementary

By Angela Kanerva

Copyright © 2012 Angela Kanerva

All rights reserved by author.

Permission to copy for single classroom use only. Electronic distribution limited to single classroom use only. Not for public display.

-  The Feature Creature template was designed as a strategy for visual learners to make connections in reporting organizationally from an animal to the needs for survival of that species.
-  It is printed on 11x17 inch paper and designed so that after it is three hole punched at the top it can be inserted into a 3 ring spiral notebook or 3 prong pocket folder then folded inside the binder for safe keeping.
-  After the students complete one they can continue with another animal of a different species thus having a set of 6 Feature Creatures at the end.
-  In the section on body parts used for survival, body covering used for survival and actions done for survival, the students should report on not just the body part, body covering or action but how that specifically helps the animal to survive in the world and thus keeping the species going as not to become endangered or extinct.
-  In the section on Where in the World, the students should shade or color the areas of the world where this animal can be found in the wild.
-  In the section, Key Vocabulary connections, the students are to write in complete sentences how specific science vocabulary connects to that animal indicating they understand the definition of the word providing context clues.
-  Information can be found on line or in books in the library.

Alexandria asloky

Feature Creature



Animal name
Common Wombat

Weight
48-86

Length
3-4 feet

TYPE OF TRAIT

warm-blooded cold-blooded

fish amphibian reptile

bird mammal insect

herbivore carnivore omnivore

Body parts used for survival:

- Claws - They use their claws for digging burrows so they can survive harsh winters.

Body covering used for survival:

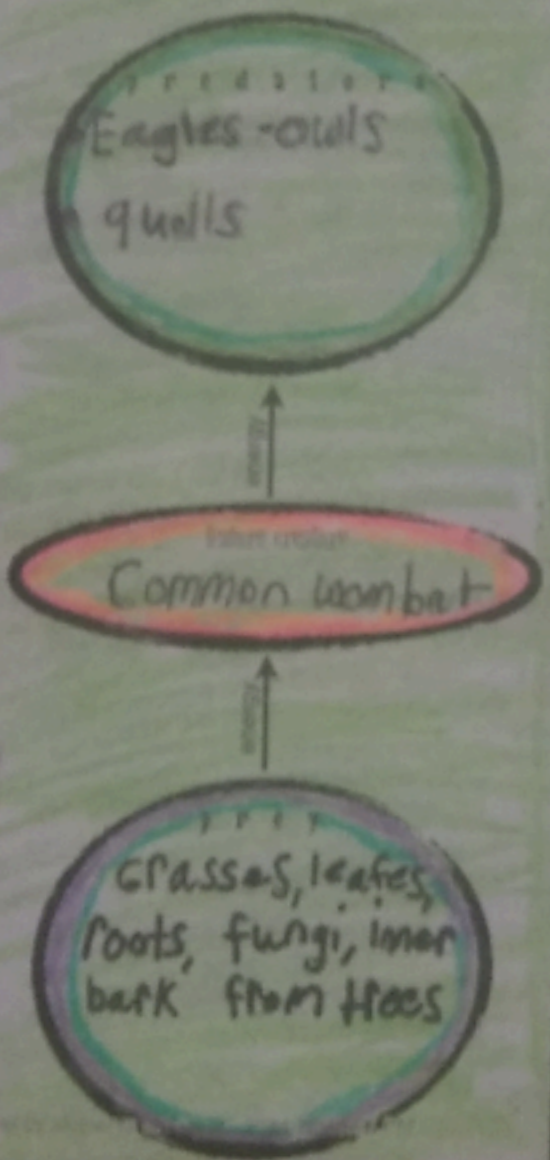
- Coat - The wombat's coat is thick and tough. They easily get in fights with predators, their body from harm.

Animals that attack them - Eagles, owls, quolls, other wombats.

Actions done to survive:

- Burrows - Common wombats use burrows for survival. They use their long claws to make them. This lets the common wombat to survive winter.

DELICIOUS BATS FOOD CHAIN



Where on Earth do they live?

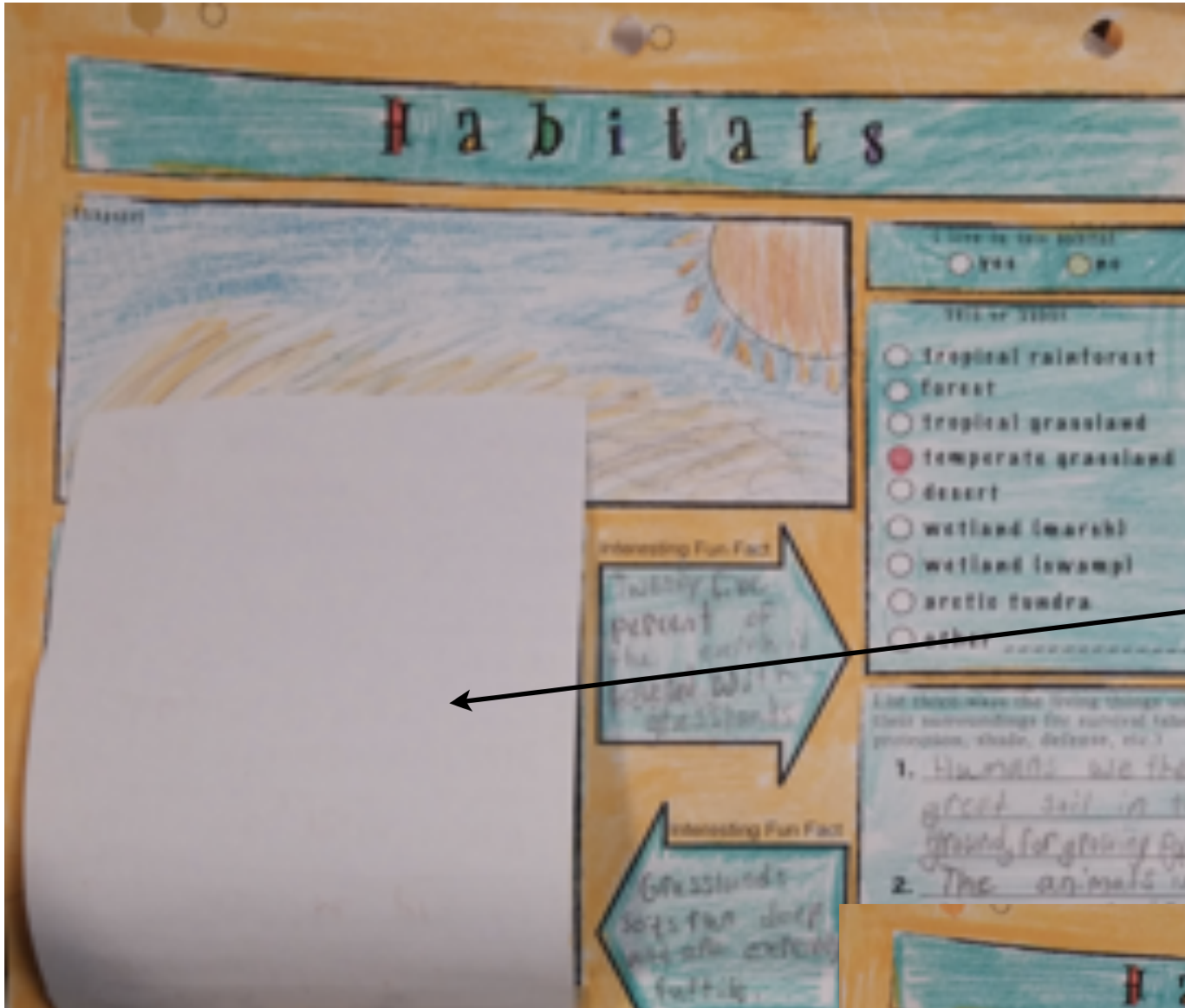


Key vocabulary connections

- chisel to cut into something.
- Incisors A narrow edged tooth at the front of the mouth, adapted for cutting.
- stout Urge and determined

Other research projects that complement the **Feature Creature** Research Template are **Habitats** and **Biomes** posters.

Notes: Not all students will color the posters this beautifully but these students started a trend in the classroom that grew.



The next trend that developed was pop ups and flaps for more information! Cool feature added by a student!

